

Scaled data based on original data using  
LM-79-08 Approved Method: Electrical and Photometric Measurements of Solid-  
State Lighting Products

Test Report Prepared for  
Cooper Lighting Solutions  
(formerly Eaton)

Brand: STREETWORKS

Report Number: P598324

Luminaire Tested: **PMIM-SA2A-835-U-5NQ**

Issue Date: 5/27/2021

**Test Information**

Test Method: LM-79-08  
Report Number: P598324  
TEST IS SCALED FROM IESNA LM-79-08 TEST DATA (G2-1910-543-5)  
Test Lab: INNOVATIONS CENTER  
Issue Date: 5/27/2021  
Manufacturer: COOPER LIGHTING SOLUTIONS (FORMERLY EATON)  
Product Line: STREETWORKS  
Catalog Number: PMM-SA2A-835-U-5NQ  
Description: MESA POST TOP DECORATIVE LUMINAIRE. (2) LIGHTSQUARES WITH 16 LEDS EACH AND TYPE V NARROW OPTICS.  
Light Source: -  
Ballast/Driver: ELECTRONIC DRIVER

**Summary**

Lumens per Lamp: N/A  
Luminaire Lumens: 6705 lumens  
Efficiency: N/A  
Efficacy: 101.6 lumens/watt  
Luminous Opening: Rectangular (W 0.5' x L: 1' x H: 0')  
IES Classification: Type V - Short  
BUG Rating: B2 - U0 - G1

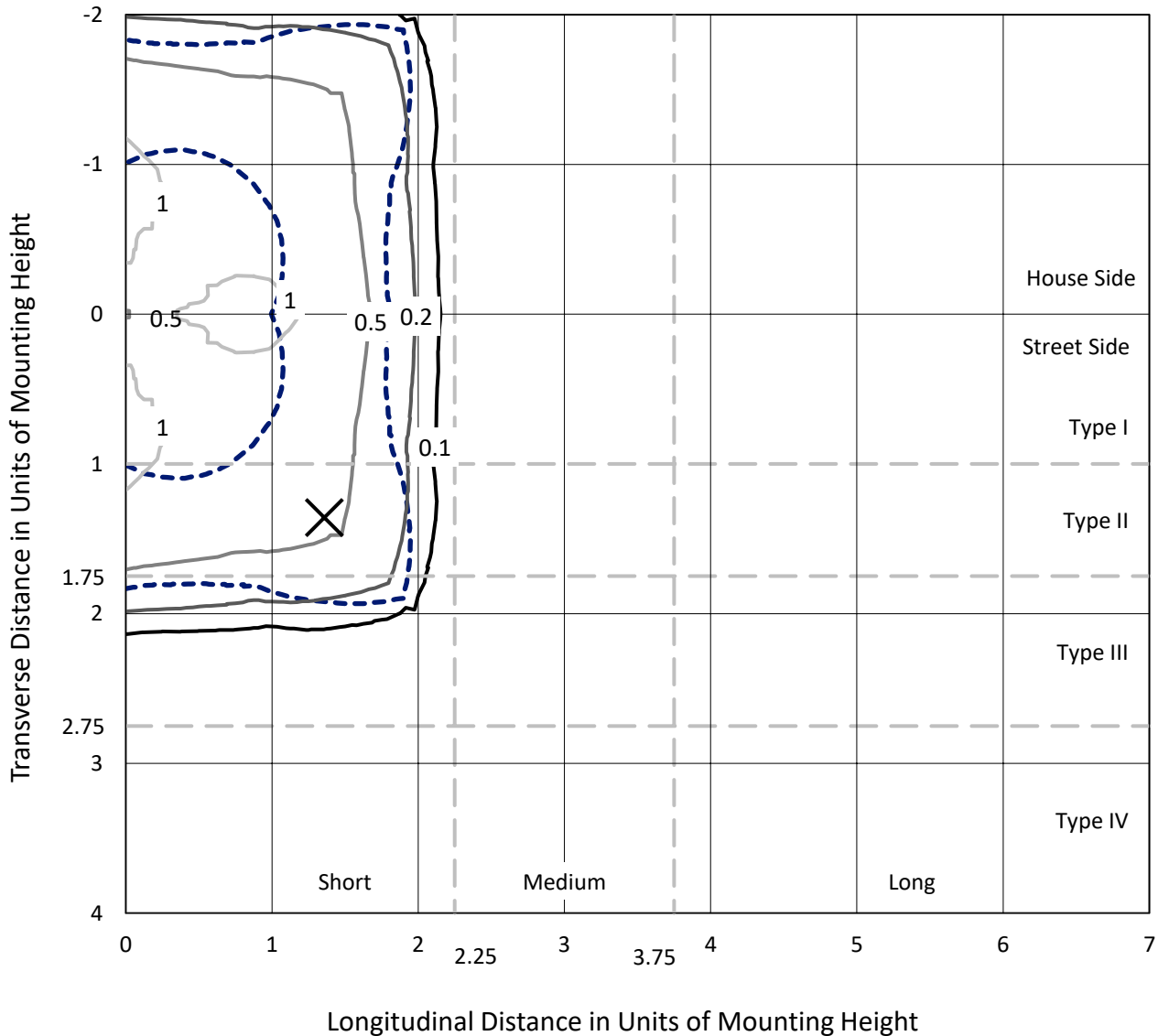
Input Watts (W): 66  
Input Voltage (V): NR  
Input Current (Ain): NR  
Voltage Rise (V): NR  
Power Factor: NR  
Total Harmonic Distortion (THDi): NR  
Frequency (hertz): 60  
Stabilization Time: NR  
Operation Time: NR  
Ambient Temperature (°C): NR  
Test Distance: 28.75 FT



REPORT NUMBER: P598324  
 CATALOG NUMBER: PMM-SA2A-835-U-5NQ

### Iso-Footcandle Lines of Horizontal Illumination

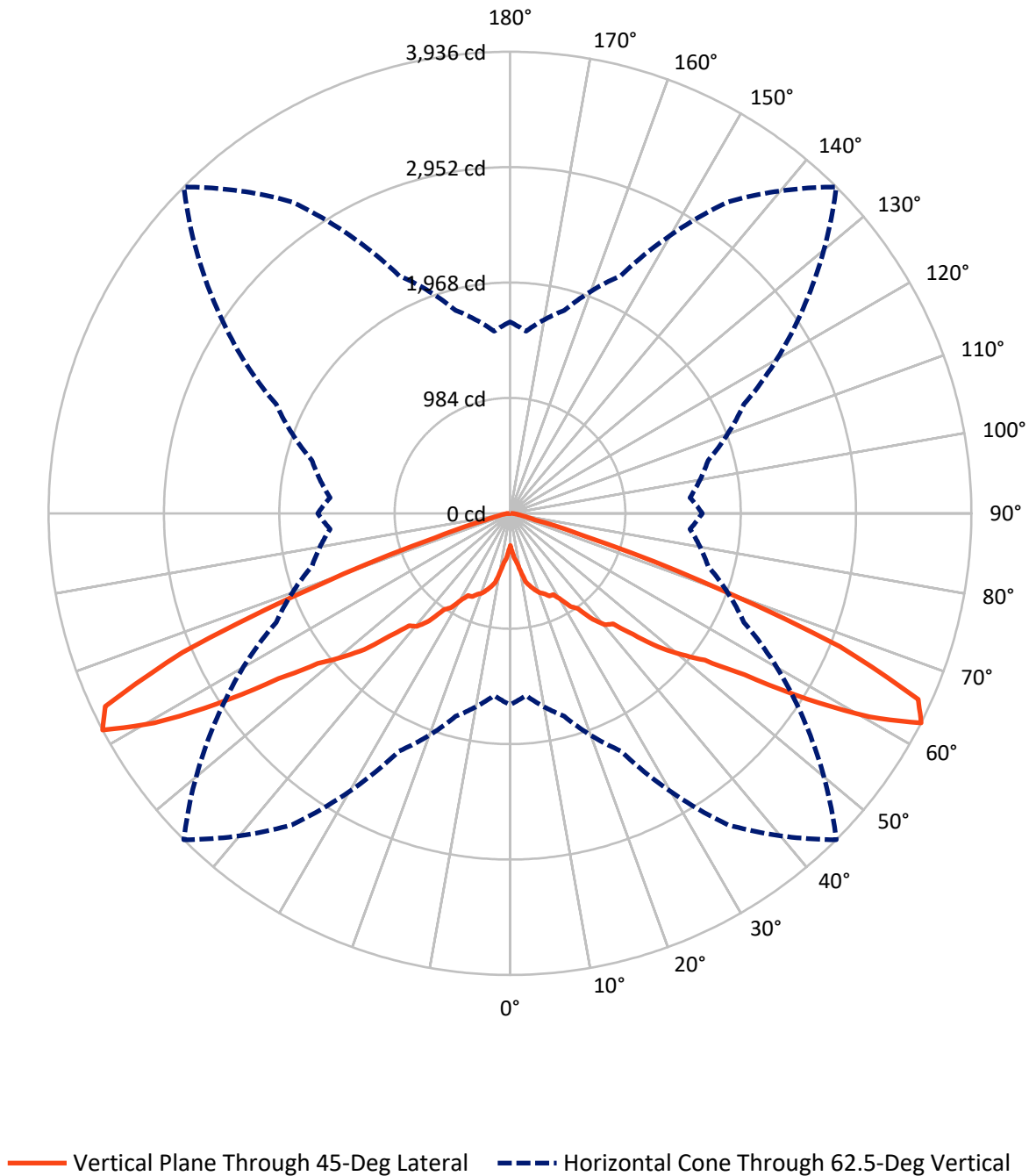
✕ Max cd  
 - - - 1/2 Max cd



Based on 25 foot mounting height. Maximum calculated value = 1.2 fc  
 Type V - Short - N/A

REPORT NUMBER: P598324  
CATALOG NUMBER: PMM-SA2A-835-U-5NQ

### Luminous Intensity Polar Plot



REPORT NUMBER: P598324

CATALOG NUMBER: PMM-SA2A-835-U-5NQ

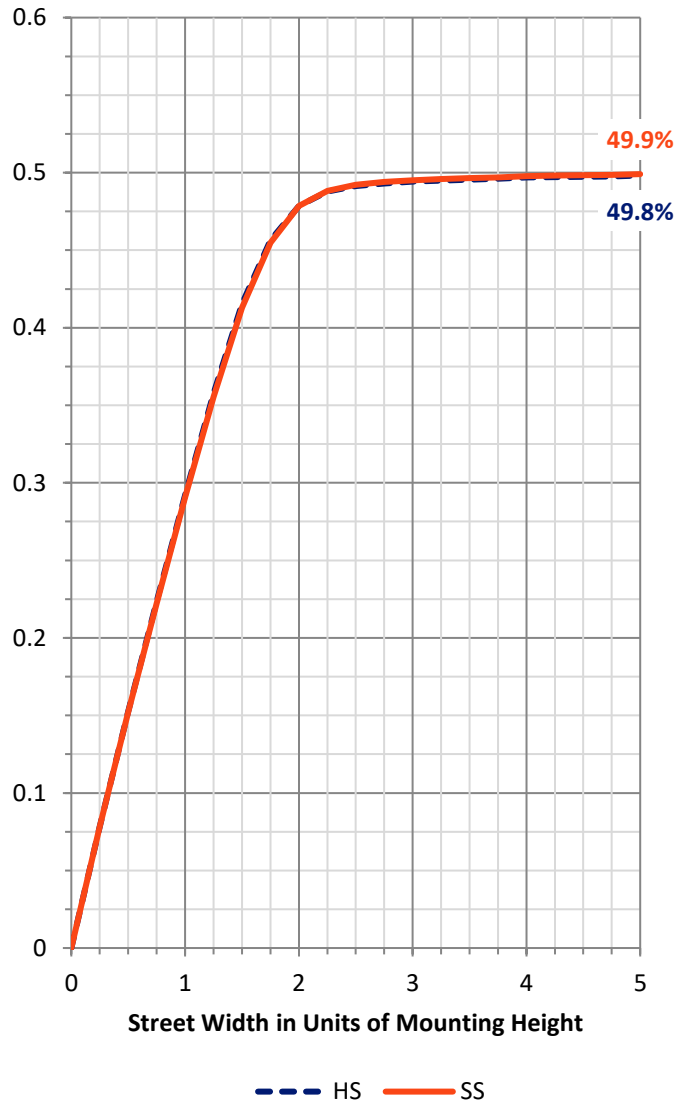
**FLUX DISTRIBUTION:**

		Downward	Upward	Total
<b>House Side</b>	Lumens	3352.5	0.0	3352.5
	% Fixture	50.0	0.0	50.0
<b>Street Side</b>	Lumens	3352.5	0.0	3352.5
	% Fixture	50.0	0.0	50.0
<b>Total</b>	Lumens	6705.0	0.0	6705.0
	% Fixture	100.0	0.0	100.0

**ZONAL LUMENS:**

Zone	Lumens	% Fixture
0°-10°	41.3	0.6
10°-20°	182.2	2.7
20°-30°	381.8	5.7
30°-40°	719.4	10.7
40°-50°	1305.8	19.5
50°-60°	2206.3	32.9
60°-70°	1649.3	24.6
70°-80°	184.5	2.8
80°-90°	34.3	0.5
90°-100°	0.0	0.0
100°-110°	0.0	0.0
110°-120°	0.0	0.0
120°-130°	0.0	0.0
130°-140°	0.0	0.0
140°-150°	0.0	0.0
150°-160°	0.0	0.0
160°-170°	0.0	0.0
170°-180°	0.0	0.0
0°-90°	6705.0	100.0
0°-180°	6705.0	100.0

**Coefficient of Utilization**



REPORT NUMBER: P598324

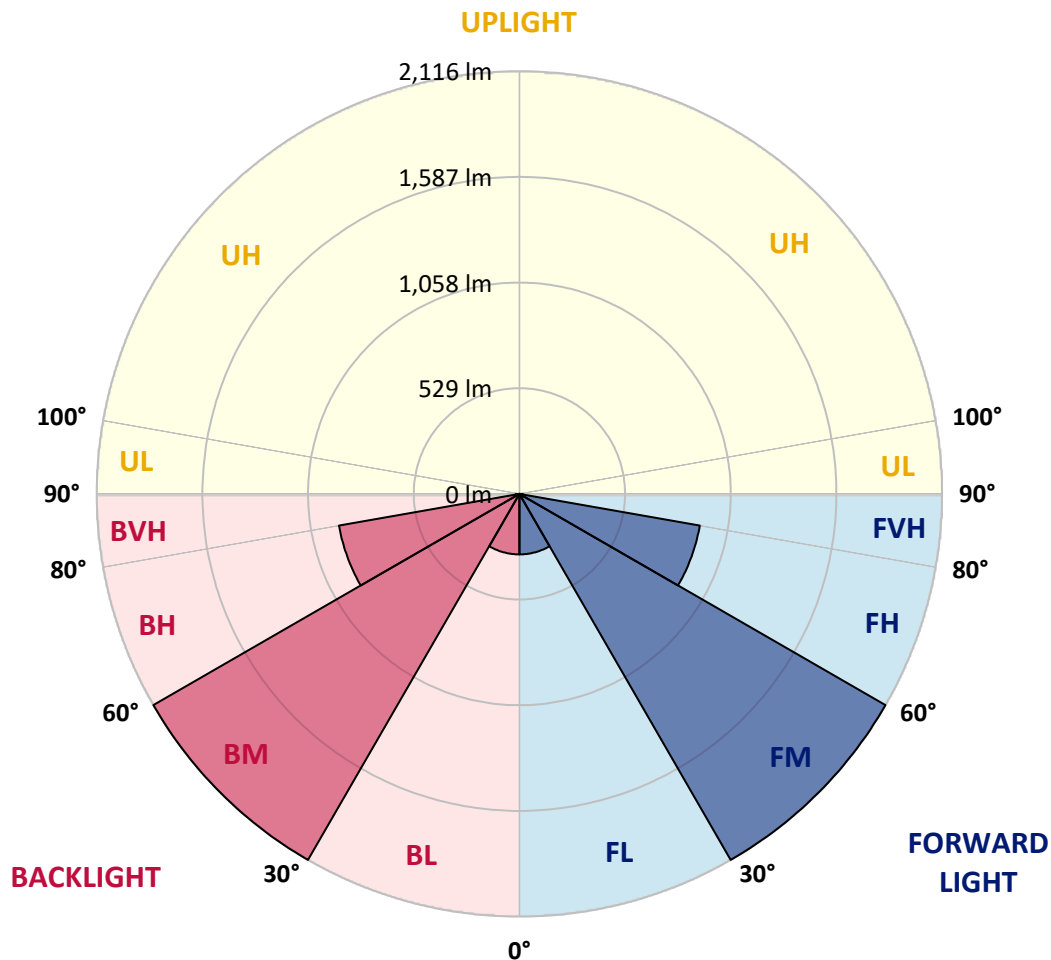
CATALOG NUMBER: PMM-SA2A-835-U-5NQ

**LUMINAIRE CLASSIFICATION SYSTEM LUMEN TABLE AND BUG RATING:**

Zone	Lumens	% Fixture	Zone Rating/Lumen Limit		
			B	U	G
FL (0°-30°)	302.7	4.5			
FM (30°-60°)	2115.7	31.6			
FH (60°-80°)	916.9	13.7			G1/1800
FVH (80°-90°)	17.2	0.3			G1/100
BL (0°-30°)	302.7	4.5	B1/500		
BM (30°-60°)	2115.7	31.6	B2/2500		
BH (60°-80°)	916.9	13.7	B2/1000		G1/1800
BVH (80°-90°)	17.2	0.3			G1/100
UL (90°-100°)	0.0	0.0		U0/0	
UH (100°-180°)	0.0	0.0		U0/0	

**BUG Rating: B2-U0-G1**

Type V Short





REPORT NUMBER: P598324

CATALOG NUMBER: PMM-SA2A-835-U-5NQ

**CANDELA DISTRIBUTION (FULL):**

	0°	5°	15°	25°	35°	45°	55°	65°	75°	85°	90°
0°	274.1	274.1	274.1	274.1	274.1	274.1	274.1	274.1	274.1	274.1	274.1
2.5°	333.3	327.3	306.3	313.7	321.3	320.3	318.3	312.6	307.4	329.0	333.3
5°	425.0	411.4	404.0	398.0	396.6	381.9	402.1	399.9	406.7	418.2	429.4
7.5°	498.1	485.3	465.9	461.8	439.7	423.4	440.8	462.4	469.2	490.2	502.7
10°	524.8	513.7	517.2	498.9	497.8	502.5	498.7	503.6	521.6	519.1	528.4
12.5°	584.9	586.8	575.3	570.7	579.9	600.1	582.9	576.9	572.6	591.1	596.9
15°	641.0	652.2	633.4	630.4	626.6	645.4	626.9	635.9	643.8	647.6	645.4
17.5°	720.7	721.2	700.2	666.7	679.2	685.2	677.1	661.5	698.9	717.7	718.8
20°	773.1	775.0	733.5	681.1	716.6	722.1	718.0	685.5	735.2	766.5	765.2
22.5°	829.5	823.0	766.8	728.6	741.2	744.4	735.7	731.6	766.5	823.5	815.1
25°	867.5	879.5	823.5	799.0	788.4	780.7	791.9	794.1	829.8	881.6	853.0
27.5°	958.0	937.3	849.7	859.0	836.4	784.8	833.9	860.9	853.3	941.7	963.2
30°	1038.5	1039.0	916.3	934.0	892.0	850.3	903.5	942.5	932.9	1046.1	1025.7
32.5°	1141.3	1145.2	1031.1	983.7	955.3	947.4	940.8	983.9	1043.4	1135.1	1137.0
35°	1252.4	1285.1	1130.2	1080.2	1031.9	997.0	1034.7	1094.4	1133.2	1279.6	1253.7
37.5°	1468.7	1413.6	1286.7	1192.9	1162.1	1148.2	1168.1	1202.7	1286.5	1412.8	1457.2
40°	1596.6	1581.3	1408.7	1330.1	1211.2	1248.3	1237.4	1332.3	1401.6	1590.1	1594.2
42.5°	1792.2	1715.3	1560.1	1460.2	1353.3	1288.9	1357.1	1484.5	1568.2	1727.6	1802.8
45°	1946.9	1848.1	1728.4	1652.5	1517.5	1469.8	1494.3	1657.4	1762.5	1871.9	1970.9
47.5°	2117.9	2011.0	1891.2	1756.5	1624.7	1702.5	1659.1	1802.6	1905.1	2062.0	2154.7
50°	2332.9	2214.5	2061.2	1949.9	1862.6	1889.9	1883.0	1985.3	2111.9	2254.8	2360.1
52.5°	2569.6	2435.7	2287.9	2184.5	2147.6	2080.0	2168.4	2210.4	2303.7	2434.6	2558.2
55°	2735.2	2601.3	2511.8	2545.1	2535.3	2426.7	2504.2	2508.5	2463.5	2510.7	2635.1
57.5°	2709.6	2581.6	2569.4	2695.1	2883.1	2988.1	2868.3	2610.8	2442.2	2420.2	2551.9
60°	2369.1	2259.8	2372.1	2655.8	3203.3	3523.0	3062.0	2533.6	2255.9	2141.1	2268.2
62.5°	1632.6	1558.7	1791.7	2235.2	3241.8	3935.8	3054.9	2201.7	1749.6	1541.2	1640.0
65°	773.9	747.2	943.8	1417.1	2700.3	3825.5	2668.9	1489.7	1007.1	804.4	826.8
67.5°	291.1	277.7	346.4	626.0	1700.8	3034.2	1794.1	734.9	389.5	302.8	313.2
70°	165.3	155.8	164.8	228.3	684.7	1718.5	773.9	252.1	165.6	150.9	160.7
72.5°	130.1	122.8	124.1	138.0	236.2	674.6	250.4	143.8	120.3	114.3	123.0
75°	107.5	100.9	100.7	108.3	137.8	219.0	141.6	109.9	97.4	93.0	100.1
77.5°	85.4	81.6	82.7	88.7	98.7	122.5	102.6	88.9	79.9	74.7	79.7
80°	62.5	61.9	66.3	71.7	73.7	82.4	76.9	71.7	63.8	56.5	58.4
82.5°	40.9	41.2	49.4	53.7	52.9	52.6	55.1	54.8	47.7	37.4	37.4
85°	23.5	24.0	30.3	33.8	33.3	26.5	34.9	35.2	30.6	22.6	21.8
87.5°	7.6	9.5	13.1	13.9	13.4	7.4	13.4	14.7	13.4	9.5	8.5
90°	0.0	0.0	0.0	0.0	0.0	0.0	0.0	0.0	0.0	0.0	0.0

(END OF REPORT)